









# South Australian made rainwater tanks



## Slimline Tank Range\*

TANK SIZE	HEIGHT (M)	WIDTH (M)	LENGTH (M)	PRODUCT CODE	PRICE
 1,000L	1.72	0.51	1.69	T01S	
 2,000L	2.07	0.63	2.09	T02S	
 3,000L	2.12	0.78	2.58	T03S	
 5,000L	2.12	1.00	3.32	T05S	

## Round Tank Range\*

TANK SIZE	INLET HEIGHT (M)	DIAMETER (M)	TOTAL HEIGHT (M)	PRODUCT CODE	PRICE
 2,500L	2.05	1.33	2.05	T2.5R	
 5,000L	1.96	1.85	2.16	T05R	
 10,000L	2.02	2.65	2.32	T10R	
 15,000L	2.02	3.15	2.40	T15R	
 20,000L	2.03	3.72	2.44	T20R	

\* Capacities and measurements may vary due to the roto-moulding process.

## Standard Tank & Pump Cover Colour Range^

								
<b>WHITE</b> Surfmist®	<b>SMOOTH CREAM</b> Classic Cream®	<b>MERINO</b> Paperbark®	<b>BEIGE</b>	<b>RIVERGUM</b> Wilderness®	<b>GULL GREY</b> Shale Grey®	<b>SLATE GREY</b> Woodland Grey®	<b>CHARCOAL</b> Monument®	<b>MOUNTAIN BLUE</b> Deep Ocean®

^ APR Tanks also offers a range of additional tank colours above their standard colour range shown above. Non-standard colours incur an additional cost and can also result in a longer delivery time. The closest equivalent COLORBOND® colours are listed below APR's tank colours and are for reference only. Printed colours may vary to actual tank colours.

## Standard Tank Fittings

			
<b>LEAF STRAINER WITH LIGHT GUARD</b> 400MM	<b>BRASS OUTLET</b> 25MM	<b>OVERFLOW OUTLET KIT</b> 90MM	<b>BRASS BALL VALVE</b> 25MM

APR Tanks can supply options such as larger diameter overflow outlets, ball valves and solid lids which can incur an additional cost.

**APR TANKS | SOUTH AUSTRALIAN MADE & OWNED**

## Pump Covers



Suitable for most standard pumps, APR pump covers are available in a range of colours to match your tank.

Total Height = 550mm  
Total Width = 340mm  
Total Length = 600mm

# Delivery & Installation Instructions

## PRIOR TO DELIVERY

- Please ensure there is suitable access for APR Tanks delivery vehicle. The largest delivery vehicle and load can be up to 19 metres long, 2.5 metres wide and 4.7 metres high. If access is an issue, please discuss your individual situation when ordering your tank.
- Arrange suitable assistance to be on-site at the time of delivery to help unload and position your tank. The table below outlines the recommended number of people needed to safely unload and position each APR tank. It is critical for the health and well-being of our driver and those assisting, that the correct number of people are available on-site. It will be at the driver's discretion where the tank is placed if there is insufficient help available at the time of delivery.

TANK SIZE	TANK PROFILE	PERSONS REQUIRED TO LIFT TANK
1,000L	Slimline	Driver + 1 Person
2,000L	Slimline	Driver + 2 People
3,000L	Slimline	Driver + 3 People
5,000L	Slimline	Driver + 4 People
2,500L	Round	Driver + 1 Person
5,000L	Round	Driver + 1 Person
10,000L	Round	Driver + 2 People
15,000L	Round	Driver + 2 People
20,000L	Round	Driver + 3 People

- Ensure the route to your tank site is free of objects such as overhanging branches, power lines, clothes lines or flower pots which can restrict rolling your tank into position. Structures such as gates, downpipes and air conditioners can also interfere with getting your tank into position. Slimline tanks require their length of clear access when going around corners.
- Make sure you have a suitable tank base ready. One litre of water weighs 1kg and the total tank weight can be over 20 tonne. A firm level base is required. APR Tanks recommends a 75mm compacted dolomite, sand or a concrete base with at least a 200mm distance between the tank wall and edge of the tank base. The base area may need to be boxed in to prevent erosion from wind and rain. APR can supply a range of eco-friendly borders suitable for this work. It is also critical the overflow is connected and plumbed away from the base to prevent scouring.
- If the tank is to go on a wooden platform, it must be 200mm bigger than the tank diameter, suitably constructed and strong enough for the combined weight of a full tank, with no more than a 40mm gap between the timbers.

## AT THE TIME OF DELIVERY

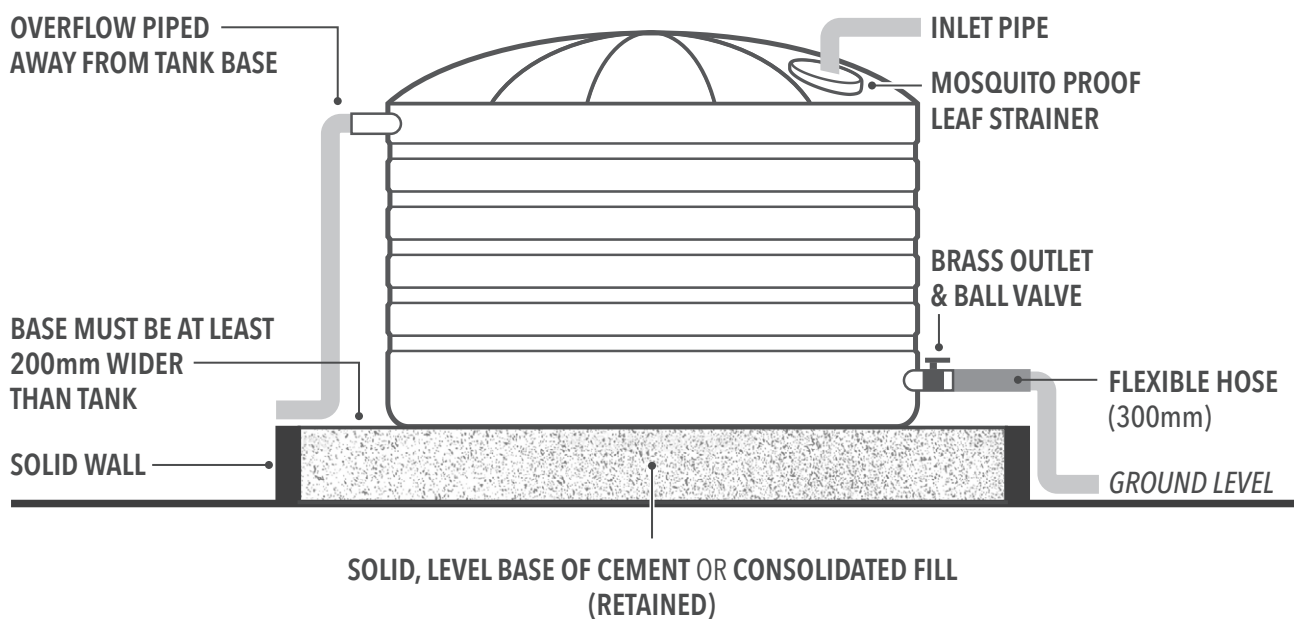
- Ensure suitable assistance is on-site.
- The driver will install the tank outlet, fit the valve and PVC overflow outlet. Please ensure these locations are known by people on-site. If the fittings are not installed at the time of delivery, there may be a charge for the driver to return to the site and install the fittings.
- Tie-down/lifting lugs are included on our range of round tanks. These can be used to secure your empty tank after delivery and prevent it from blowing away. *Lifting lugs are designed to lift an empty tank only.*
- If not using the tie-down/lifting lugs, once the tank is on site, it is recommended at least 100mm of water is placed in the tank to prevent any movement.
- The driver will give as much notice as possible on the day, with an approximate delivery time to enable time for assisting people to be present.

### AFTER DELIVERY

- Plumb the tank to your specific requirements. Bracing supports and brackets can be fitted to the tank roof. *Do not screw any brackets to the tank below overflow level.* The overflow size must be equal to or greater than the inlet diameter.
- It is critical that flexible pipe is used between the valve and any connecting pipework. Polyethylene will expand and contract depending on ambient temperature, tank capacity and other climatic conditions. APR Tanks has a range of fit-for-purpose hose kits available for purchase if required. Plumbing the overflow at least 100mm from the tank wall with a flexible connection will ensure the tank warranty is compliant.
- Tank maintenance is important. Regularly inspect the inlet strainer to clear debris and clean the screen. If a wet system is used, ensure a drain is fitted at a low point. If a water diverter is fitted, the screen should be cleaned every three months.
- Check the tank pad for any erosion or undermining. Immediately rectify if this has occurred.
- Your tank may need to be cleaned internally every 5-10 years depending on its location. This will help keep your tank water clean and healthy.

*Remember: Water quality is only as good as the catchment area!*

APR Tanks will happily assist with any queries you may have regarding the above guidelines. Please ring 08 8359 4999 if you have any questions.



### SALES OFFICE & FACTORY

29 - 33 Woomera Ave  
Edinburgh SA 5111

9:00am to 5:00pm  
Mon to Fri : **08 8359 4999**  
After Hours : **0477 998 444**

PO Box 57 Salisbury SA 5108  
[sales@aprtanks.com.au](mailto:sales@aprtanks.com.au)  
[aprtanks.com.au](http://aprtanks.com.au)

FOLLOW US  

