



New House Packages

All Packages Include:

- Your choice of Poly Tank
- 1 x Auto-Change Over Pump (supplies toilet & laundry)
- 1 x Poly Pump Cover
- Free delivery within 150km of Adelaide

PUMP SPECIFICATIONS

Max Flow Rate	55 litres/minute
No. of Taps	2
Warranty	2 years
Run-dry protection to prevent motor damage	✓



Standard Tank Fittings Included



LEAF STRAINER
WITH LIGHT GUARD
400MM



BRASS OUTLET
25MM



OVERFLOW OUTLET KIT
90MM



BRASS BALL VALVE
25MM



SIGN UP TO MONTHLY
SPECIAL ALERTS

Slimline Tank Range

TANK SIZE*	HEIGHT	WIDTH	LENGTH	PRODUCT CODE
1,000L	1.72 (m)	0.51 (m)	1.69 (m)	T01S
2,000L	2.07 (m)	0.63 (m)	2.09 (m)	T02S
3,000L	2.12 (m)	0.78 (m)	2.58 (m)	T03S
5,000L	2.12 (m)	1.00 (m)	3.32 (m)	T05S

* Capacities and measurements may vary due to the roto-moulding process.




Round Tank Range

TANK SIZE*	INLET HEIGHT	DIAMETER	HEIGHT	PRODUCT CODE
2,500L	2.05 (m)	1.33 (m)	2.05 (m)	T2.5R
5,000L	1.96 (m)	1.85 (m)	2.16 (m)	T05R

* Capacities and measurements may vary due to the roto-moulding process.

Standard Colour Range[^]



[^] APR Tanks also offers a range of additional tank colours above their standard colour range shown above. Non-standard colours incur an additional cost and can also result in a longer delivery time. The closest equivalent COLORBOND® colours are listed below APR's tank colours and are for reference only. Printed colours may vary to actual tank colours.

SALES OFFICE & FACTORY



29 - 33 Woomera Ave Edinburgh SA 5111
 9:00am to 5:00pm
 Mon to Fri : 08 8359 4999
 After Hours : 0477 998 444
 sales@aprtanks.com.au
 aprtanks.com.au




SIGN UP TO MONTHLY
SPECIAL ALERTS

If you live in the Adelaide Hills, North, West or Eastern Suburbs of Adelaide, APR Tanks can arrange for a licensed plumber to connect the pump to the house and provide a Certificate of Compliance for the pump Warranty.

The following are some tips to ensure the pipework is in a suitable position, tank base ready, suitable inlet and outlet with external power point fitted to the house.



For tank installations where the tank is positioned away from the house, a 25mm blue line pipe connection to the pump must be installed before concrete pathway or pavers are laid.



**conditions apply*